

## Target Markets of IEC61850 Ethernet switch



Oil Field




Wind Power



Smart Grid



Rail traffic



Industries  
Automation



Intelligent Traffic



Security &  
Surveillance



Mine Safety



[www.gym-tech.net](http://www.gym-tech.net)

Tel : +90 212 3204030  
Fax : +90212 3200255

[www.gelecekt.com](http://www.gelecekt.com)



[www.telkoink.com](http://www.telkoink.com)

# Product Features

IEC 61850-3 and IEEE 1613 Compliancy

Good Performance of EMC



PTS 6228



Operating Temperature  
-40 to 75 °C

High Voltage & surge Protection



PTS G6226



MTBF  
300,000 hours

Fan Free Design



PTS 740



IP 40 Protection & Redundant Power

Ring Topology



PTS 7128



5 Years Warranty Period

Easy Network Management through Web, CLI, Telnet/Serial console, Windows Utility, SNMP

# PTS 6228

## 4G+24ports Modularized Advanced Managed Industrial Ethernet Switch

**Uplink:**  
2x10/100/1000BaseTX+2x1000BaseXSFP slots



Installation:19-inch 1U rack

**Downlink:**  
Up to 24 Fast Ethernet ports,8 fixed 100BaseFX SFP slots+2 card slots Card slots support any combination of 8SFP,8TX,4TX4SFP,4TX2ST,4TX2SC,4ST,4SC seven kinds of cards

Dual redundant power supply, AC or DC  
DC Input:  
24VDC(18~36V)or  
48VDC(36~72VDC/1.5A)  
AC Input:  
110/220VDC/VAC(88~300VDC)or  
(90~264VAC);50/60Hz

# PTS G6226

Modularized Full Gigabit Advanced Managed Industrial Ethernet Switch  
26 Gigabit SFP, Rack-mounted

## Uplink:

2xCombo(2x10/100/1000BaseTX+2x1000BaseX(SFP slots))



Installation:  
19-inch 1U rack

## Downlink:

Up to 24 gigabit ports, 3 card slots. Card slots support any combination of 8SFP(100Base FX/1000BaseX SFP ) and 8TX (10/100/1000 RJ45) ,two types of cards,

Dual redundant power supply, AC or DC

DC Input:

24VDC(18~36V) or 48DC(36~72VDC/1.5A)

AC Input:

110/220VDC/VAC(88~300VDC)or(90~264VAC);  
50/60Hz

# PTS 7128

Gigabit L3 Modularized Advanced Managed Industrial Ethernet Switches

Console Interface

**Uplink:**

4 x RJ45/SFP Combo ports RJ45: 10/100/1000BaseTX auto negotiation  
SFP slots: 100BaseFX or 1000BaseX



Installation:  
19-inch 1U rack

**Downlink:**

10/100BaseTX Auto Negotiation or  
100BaseFX SFP slots

Dual redundant power supply, AC or DC

DC Input:


24VDC(18~36V)or 48VDC(36~72VDC/1.5A)

AC Input:

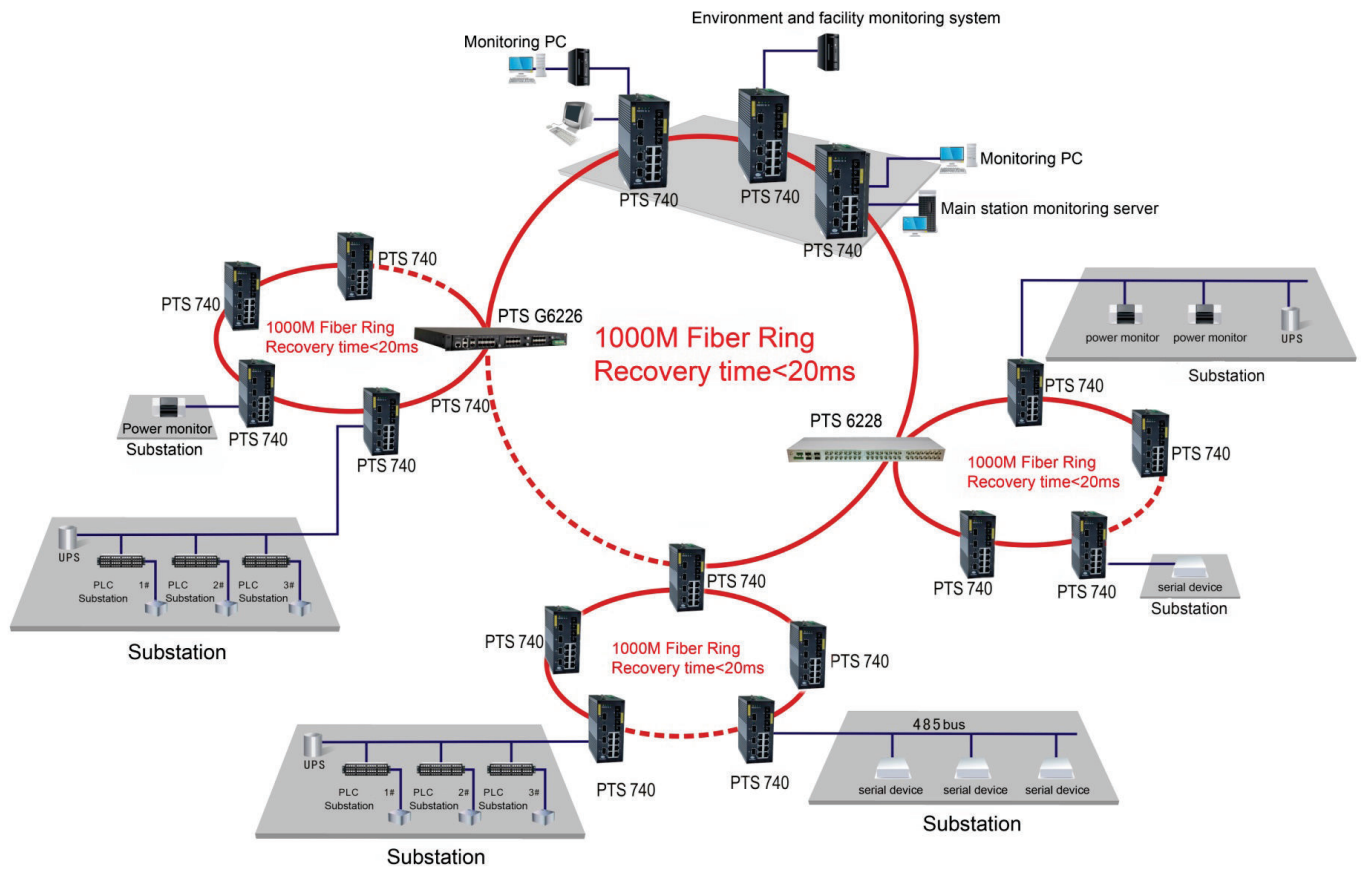
110/220VDC/VAC(88~300VDC)or(90~264VAC); 50/60Hz

# PTS 740

4G ports Gigabit Advanced Managed Industrial Ethernet Switches



# Typical Network Topology



Tel : +90 212 3204030  
Fax : +90212 3200255

